

Big Bubble Company

www.bigbubblecompany.com

INSTRUCTIONS - ONE GALLON MIX

Step #1



In a clean dish or bowl, gently stir contents of the powder pack into 8 oz. of DAWN dishwashing liquid. Use a spoon to break up any "lumps" that float to the top.



Step #2

Gently stir mix from step #1 into 1 GALLON of room temperature water, making as little foam as possible. (Tap water works fine... unless you have really bad water)

Step #3

Pour into container(s) and if possible, allow to sit overnight. (A sediment will form at the bottom of the container(s)...this is normal...and it does not need to be re-dissolved.)

Use clean mixing bowls and containers. Strain any dirt out of solution after use, before putting it back in a container.

USING THE WANDS

Dip the ropes into a pan or bucket of solution. Allow the ropes to soak well, absorbing the bubble solution.



Holding the wands together, lift them to about waist high...

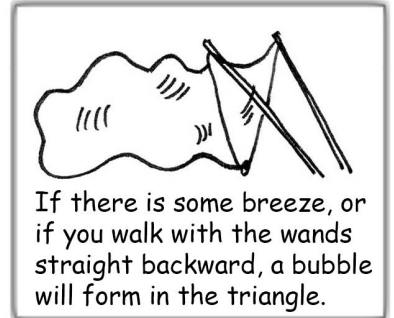


Allow the liquid to drain for a few seconds




Lift the wands and...

...slowly begin to separate the strings.




If there is some breeze, or if you walk with the wands straight backward, a bubble will form in the triangle.



Once a large bubble has formed, you can "close it off" by bring the wands together.

You can then immediately open the wands again to begin creating additional big bubbles



Opening and closing the wands creates a series of large bubbles.

Some wind or breeze is helpful. If there is no wind, simply walk slowly backward as you open the wands.

(Caution: Check to be sure your pathway is safe and unobstructed... especially clear of small children.)

If the wind is too strong, try to find a location where a building, structure or trees reduces the strength of the wind...or use a "garland wand".

Big Bubbles like humidity...and cooler temperatures. However, you can still get very large bubbles at 20° F to 100° F with varying amounts of humidity.

For REALLY big bubbles, try making bubbles right after a rain.

With a little practice, blowing a "poof" of air at a large bubble can create a "bubble inside of a bubble"

Notes:

Mixed solutions store well for 2-3 months at room temperature. Powders can be stored up to 6 months before use.

Our mixes are based on using Dawn Ultra (blue) or Dawn Professional dishwashing liquid. (Don't use antibacterial)

All of our products are biodegradable and non-toxic. To assist cleanup of soapy solutions, a tablespoon of vinegar in a small bucket of water can work wonders.

Visit our web site or contact us through < www.bigbubblecompany.com > to order additional supplies or for questions regarding our products.

©bigbubblecompany, 2015